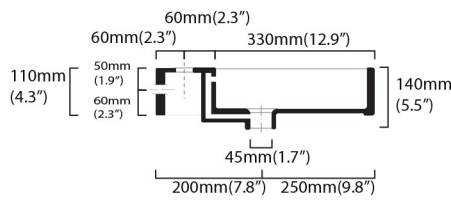
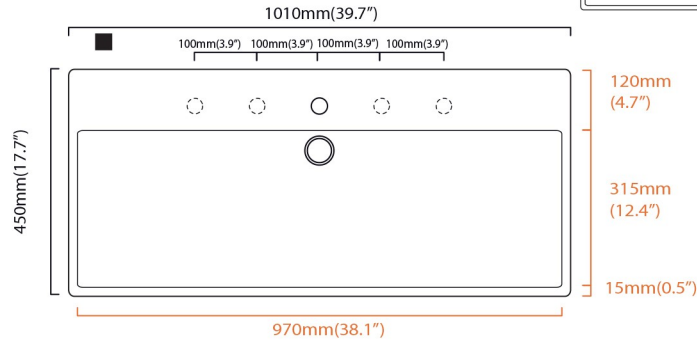
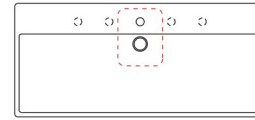
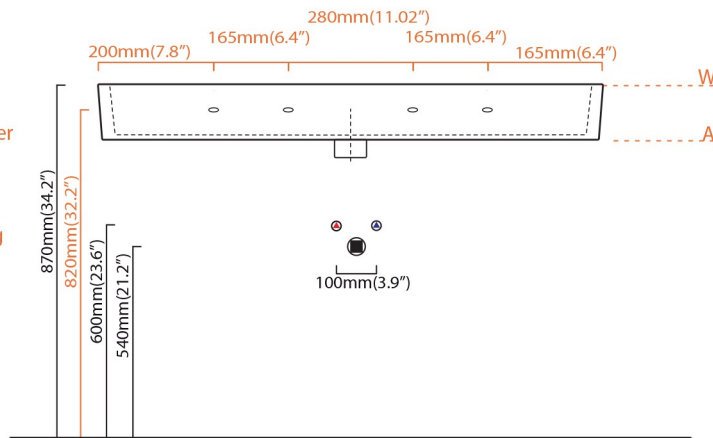


- = smaltato perimetralmente  
all glazed sides
- = non smaltato dietro  
unglazed behind

richiedi dima dwg  
template request dwg



- U= sottopiano  
undercounter
- I= incasso  
inset
- A= appoggio  
freestanding
- W= sospeso  
wall hung



Collection  
Unlimited

Model |  
Unlimited 100

Dimensions Metric

1 inch = 2.54 cm  
1 inch = 25.4 mm

**WS** BATH  
COLLECTIONS

1051 Lea Drive - Collegeville, PA 19426  
Tel. 215 513 9400 - Fax 610 831 0215

[www.ws bathcollections.com](http://www.ws bathcollections.com) - [info@ws bathcollections.com](mailto:info@ws bathcollections.com)

We recommend the following items that work with your sink.

## TRAPS



Linea 53922  
*Our best seller*



Linea 5392



Linea 53925



Linea 53921  
*Space saving*

## DRAINS



Linea 53991  
Push waste drain (click clack)  
*with overflow*

## MOUNTING HARDWARE

### Wall-mount installation



Bolts

### Vessel/ countertop installation



Silicone (*optional*)

Collection  
Unlimited

Model |  
Unlimited 100

Dimensions Metric  
*1 inch = 2.54 cm*  
*1 inch = 25.4 mm*



1051 Lea Drive - Collegeville, PA 19426  
Tel. 215 513 9400 - Fax 610 831 0215  
[www.ws bathcollections.com](http://www.ws bathcollections.com) - [info@ws bathcollections.com](mailto:info@ws bathcollections.com)