

Features

- Modern Deck-Mounted High Bathroom Faucet
- Single handle lever controls water flow and temperature
- Brushed Stainless Steel Finish (AISI 316)
- Requires Single-Hole Installation
- Includes Ceramic Disc Cartridge
- Flow Rate: 1.5 GPM
- Spout Reach: 7.3"


S22 T4.15



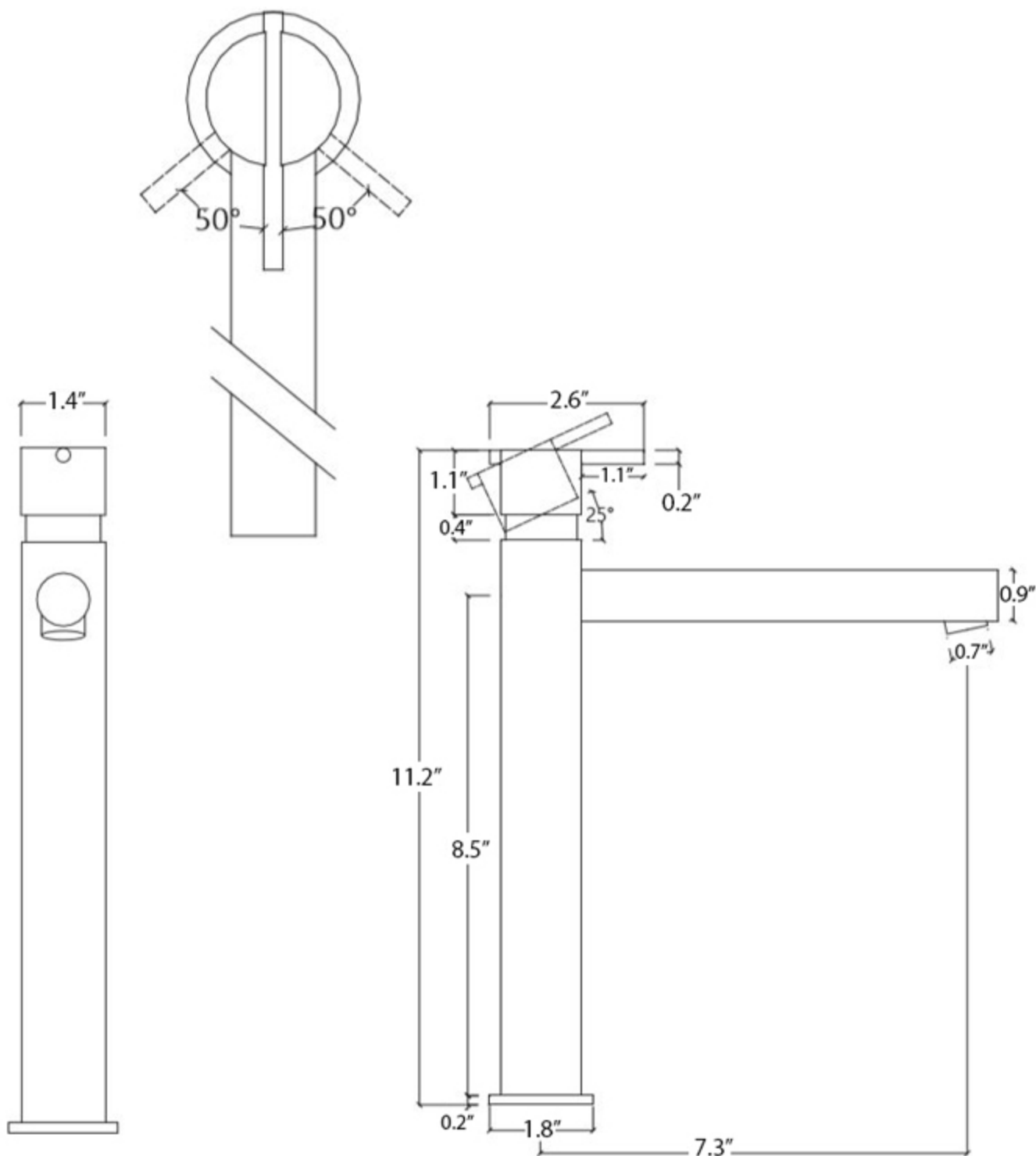
Finishes



Brushed Stainless Steel

Collection S22	Model   S22 T4.15	Dimensions Metric <i>1 inch = 2.54 cm</i> <i>1 inch = 25.4 mm</i>	 1051 Lea Drive - Collegeville, PA 19426 Tel. 215 513 9400 - Fax 610 831 0215 <a href="http://www.ws bathcollections.com">www.ws bathcollections.com</a> - <a href="mailto:info@ws bathcollectins.com">info@ws bathcollectins.com</a>
-------------------	----------------------	---	---

# Product Specs Sheets



**Collection**  
S22

**Model** |  
S22 T4.15

Dimensions Metric

1 inch = 2.54 cm

1 inch = 25.4 mm

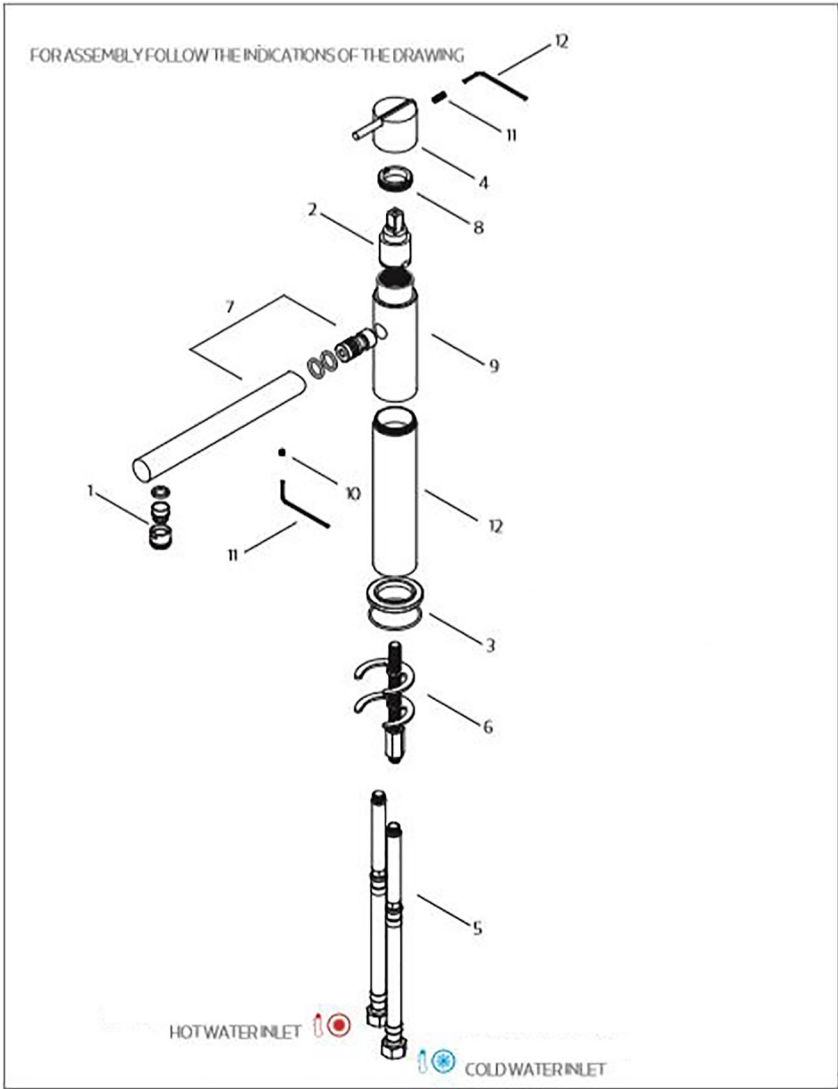
**WS<sup>®</sup>**  
**BATH**  
**COLLECTIONS**

1051 Lea Drive - Collegeville, PA 19426  
Tel. 215 513 9400 - Fax 610 831 0215

[www.ws bathcollections.com](http://www.ws bathcollections.com) - [info@ws bathcollectins.com](mailto:info@ws bathcollectins.com)

# Product Specs Sheets

## ASSEMBLY INSTRUCTIONS



### TECHNICAL DATA

Nº	REFERENCE	DESCRIPTION
01	AR4.18 - M18	AERATOR
02	CR4.25 - Ø25MM	CARTRIDGE
03	ES4.45B - Ø45MM	DECK MOUNTED PLATE
04	MA4.35 - Ø35MM	HANDLE
05	—	FLEXIBLE LINK
06	—	FIXING SET
07	—	SPOUT SET
08	—	RETAINING NUT
09	—	MIXER BODY
10	—	UMBRAK SCREW
11	—	UMBRAK KEY
12	—	TAP BODY EXTENSION

### INSTALLATION RECOMENDATIONS

Before installing a tap, it is good to rinse the supply pipes to remove all residues. We also recommend installing the taps with a filter. The installation of the tap must be done with the surface clean and dry. to perform the water pressure test, the taps must be open.

### CLEANING AND MAINTENANCE

Cleaning must be done with liquid soap and water. Do not use liquid detergents containing abrasive or acidic substances, abrasive sponges or disinfectants. Incorrect cleaning may permanently ruin the surface of taps.

On color finishings, do not use products containing alcohol, acetone and other solvents.

Collection  
S22

Model |  
S22 T4.15

Dimensions Metric  
*1 inch = 2.54 cm*  
*1 inch = 25.4 mm*

**WS<sup>®</sup>**  
**BATH**  
**COLLECTIONS**

1051 Lea Drive - Collegeville, PA 19426  
Tel. 215 513 9400 - Fax 610 831 0215  
[www.ws bathcollections.com](http://www.ws bathcollections.com) - [info@ws bathcollectins.com](mailto:info@ws bathcollectins.com)