

Product Specs Sheets

Cover Page

Menta C80

Features




- Complete Vanity Unit
- Wall-hung design offers a clean, streamlined look
- Two soft close drawers
- Hettich sliding system
- Includes integrated sink and vanity top in gloss white ceramic; sink has a faucet hole and an overflow
- Fully assembled with structure and front made of engineered wood in wood finishes
- Handle integrated in front of furniture
- Hidden hanging bracket directly assembled with great resistance and depth regulations
- Made in Spain



Related Items:

- WSBC 53991 | Push Waste Drain
- WSBC 53922 | Decorative Trap
- Menta COL01 | Full Bathroom Column

Finishes:

-  Natural Oak
-  Wenge
-  Grey Pine


SKU# | Options:

- Menta C80.100 NO | Natural Oak
- Menta C80.100 WE | Wenge
- Menta C80.100 GP | Grey Pine

Codes & Standards:

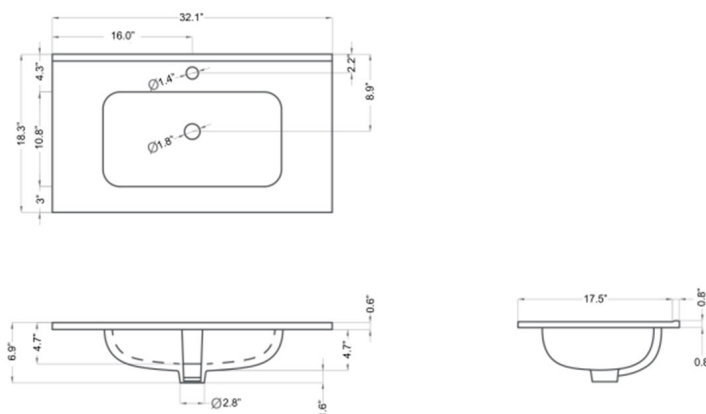
- CARB2 Compliant and Certified
- TSCA Compliant and Certified

* WS Bath Collections reserves the right to revise dimensions or information on this sheet without notice

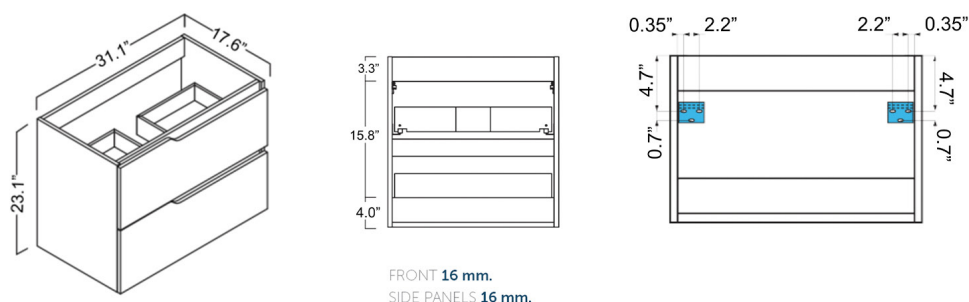
Collection Menta	Model Menta C80	Dimensions Metric <i>1 inch = 2.54 cm</i> <i>1 inch = 25.4 mm</i>	 1051 Lea Drive - Collegeville, PA 19426 Tel. 215 513 9400 - Fax 610 831 0215 www.ws bathcollections.com - info@ws bathcollectins.com
------------------------------	-----------------------------	--	---

Menta C80

Sink



Base Unit



FRONT 16 mm.
SIDE PANELS 16 mm.

Technical information



Soft close.



Hettich sliding system.



Glossy lacquered finish.

Collection |
Menta

Model |
Menta C80

Dimensions Metric

1 inch = 2.54 cm

1 inch = 25.4 mm

WS[®]
BATH
COLLECTIONS

1051 Lea Drive - Collegeville, PA 19426
Tel. 215 513 9400 - Fax 610 831 0215

www.ws bathcollections.com - info@ws bathcollectins.com

We recommend the following items that work with your sink.

Menta C80

TRAPS



WSBC 53922
Our best seller

 Polished Chrome
 WSBC 53922.29
 Matte Black
 WSBC 53922.22



WSBC 5392

 Polished Chrome
 WSBC 5392.29



WSBC 53925

 Polished Chrome
 WSBC 53925.29



WSBC 53921
Space saving

 Polished Chrome
 WSBC 53921.29
 Matte Black
 WSBC 53921.22

DRAINS



WSBC 53991
Push waste drain (click clack)
with overflow

 Polished Chrome
 WSBC 53991.29
 Matte White
 WSBC 53991.26

 Glossy White
 WSBC 53991.09
 Matte Black
 WSBC 53991.22

 Glossy Black
 WSBC 53991.18

MOUNTING HARDWARE

Wall-Mount Installation



Bolts

Vessel/Countertop Installation



Silicone (optional)

Collection |
Menta

Model |
Menta C80

Dimensions Metric

1 inch = 2.54 cm

1 inch = 25.4 mm

WS[®]
BATH
COLLECTIONS

1051 Lea Drive - Collegeville, PA 19426
Tel. 215 513 9400 - Fax 610 831 0215

www.ws bathcollections.com - info@ws bathcollectins.com